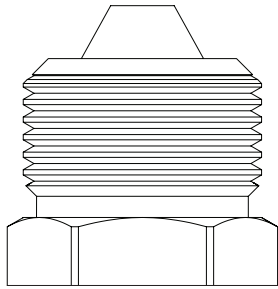


HIGH PRESSURE (HP)

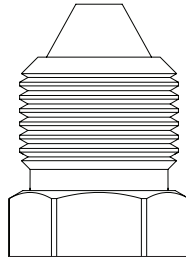
SIZE REFERENCE CHART

SINGLE PIECE MALE • ACTUAL SIZE

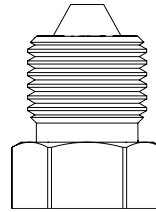
SIZE	RECOMMENDED TORQUE	
	ft-lbs	N-m
1/4 HP	25	34
3/8 HP	50	68
9/16 HP	75	102



9/16



3/8



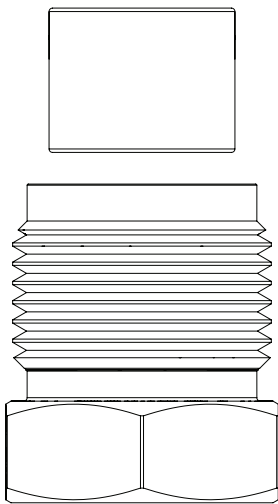
1/4

HIGH PRESSURE (HP)

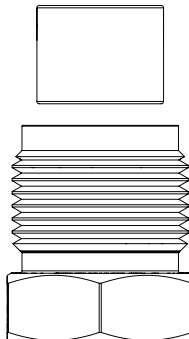
SIZE REFERENCE CHART

GLANDS AND COLLARS • ACTUAL SIZE

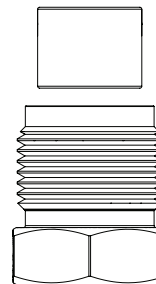
SIZE	RECOMMENDED TORQUE	
	ft-lbs	N-m
1/4 HP	25	34
3/8 HP	50	68
9/16 HP	75	102



9/16



3/8



1/4